

October 2006

CARONY® Go!

The power wheelchair that
turns into a front seat
in your car



 **auto**®
ADAPT
for your independence

INVENTIONS FOR QUALITY OF LIFE

Carony Go takes you right into your car

A power wheelchair that finally enables you to travel in a standard small car!

CARONY GO will take you from your home right into your car.

A Turnout swivel base needs to be installed in the car, onto which the power wheelchair seat slides from its wheel unit. CARONY GO can also be combined with a Turny car seat lift for use in MPVs with higher floors.

The wheelchair is easy and practical both in the home and outside on uneven surfaces. It has been tested and approved by the Swedish Handicap Institute and fulfils modern power wheelchair requirements.



You sit safely strapped in by the seat belt, in a collision-tested chair base

People in power wheelchairs usually have to travel by minibus without being securely strapped in. But now you can sit as safely and comfortably as other passengers.



Fastened seat belt for safety.



Using the control box, raise the wheelchair to the same level as the swivel base.



Disconnect the motors so the wheelchair can be rolled manually. Dock the chair to the rails on the swivel base.



Release the chair the

Carony Go in 'standard' cars or in MPVs/minibuses



The Turnout swivel base turns the chair outwards, so Carony Go can be docked to the car.

In 'standard' cars a TURNOUT swivel base is fitted, which turns the chair through the door opening. The chair slides over from the Carony wheel unit to the car on rails. Turnout is available as a manual or electrically powered base.

In cars with high floors, such as MPVs and minibuses, a TURNY car seat lift is installed. The seat lift turns the chair and lowers it outside the vehicle. Turny HD has a manual turning function and electrical height adjustment. Turny Orbit is fully electrically powered and operated by a hand control.



In cars with higher floors, Carony Go is used together with Turny HD or Turny Orbit.

For further information about TURNY and TURNOUT, go to www.autoadapt.com

Carony wheel unit fits in the boot

The wheelchair's wheel unit weighs 75 kg and can be lifted into the vehicle's boot using a wheelchair boot hoist. The photo shows a Carolift 90, which is fully powered and operated by a hand control. For further information about suitable wheelchair boot hoists, see Autoadapt's brochure on the Carolift programme or visit www.autoadapt.com.



Slide the wheelchair into the car.



Release the chair's wheel unit from the swivel base.



Turn the chair into the car and fasten the seat belt.

Carony Go indoors...



Easy to use indoors and out

CARONY GO is a class B wheelchair with a user weight limit of 120 kg. The chair is CE-labelled and approved to Swedish Handicap Institute requirements for power wheelchairs.

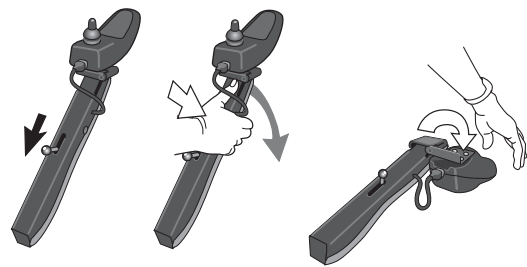
The control system is by Dynamic – a leading supplier of systems for power wheelchairs. The wheelchair responds smoothly to the joystick's commands and is easy to manoeuvre around the home. Its width of 62 cm enables Carony Go to pass easily through door openings and around obstacles.



The arm of the control box can be lowered – an advantage when sitting at a table, for instance.

Folding arm

The control box arm can be lowered, which is a major advantage when getting in or out of the chair or wheeling it up to a table.



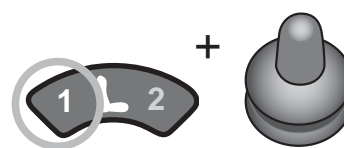
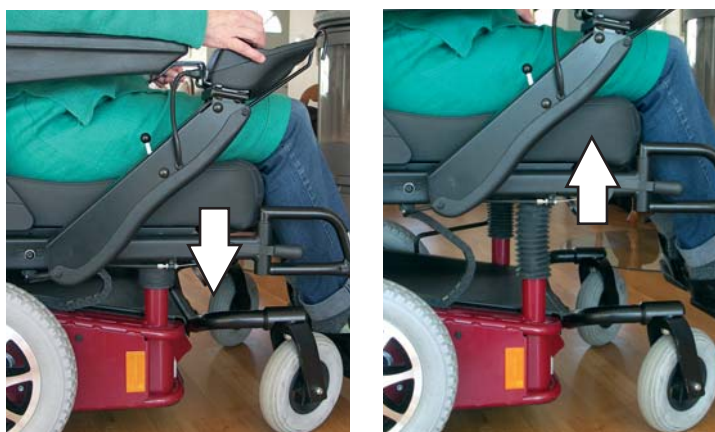
Loosen the catch and lower the control box arm. The control box can also be folded down out of the way.

Adjustable speed settings

You can set your wheelchair speed to fast or slow using the 'hare' and 'tortoise' buttons. This enables precision in confined areas, and higher speeds (max. 6.5 km/h) outdoors, for example.



Adjustable seat height



The seat height can be adjusted by 13 cm, from 42 to 55 cm. When driving the wheelchair, the seat should be at the lowest level to ensure the best possible balance.

The seat lift is used to adjust the docking height to the car's swivel base or car seat lift.

The seat height can also be adjusted to make it easier to get in and out of the chair, and to reach up higher.

The four lifting columns which raise and lower the seat maintain stability even in the raised position. In the lower position the seat height is only 42 cm.



Adjust the seat height to make it easier to get in and out of the chair.

...and outdoors

On uneven surfaces

The front wheels on Carony Go have moving (pivoting) wheel attachments, making it easier for the wheelchair to adapt to uneven surfaces. The chair should not be driven on slopes steeper than 6 degrees or over kerbs higher than 6 cm.

Dark light conditions and range

The wheelchair is fitted with reflectors on the front, back and sides. A set of lights containing a rear light, side lights and front light is available as an optional extra.

With fully charged batteries, the wheelchair should cover a distance of approximately 25 km.



Options

Comfort



Body support

Adjustable body supports which are fixed under the centre cushion. Can also be used as thigh supports.



Lumbar support

Inflatable rubber cushion which is fixed under the centre cushion. Air is adjusted using a small rubber valve



Comfort headrest

Adjustable at two joints for good versatility.



Neck support roll


Provides lateral relief for the neck.

Charger and Batteries



Backrest and seat cushions

The backrest and seat cushions can be replaced.



Charger

Mastervolt model IVO 24/6 IP65

Batteries

AGM battery: 45 A DJM 1245 (12 Volt, 45 Ah)

Lights



Lights

Lights options include front, rear and side lights.

Transport assistance



Push handles

For manual operation of the wheelchair. Easy to attach and remove.



Carer control for assembly on push handle

Joystick

Lifting device



Lifting device

Attachment for wheelchair hoist hook when lifting into and out of vehicles.

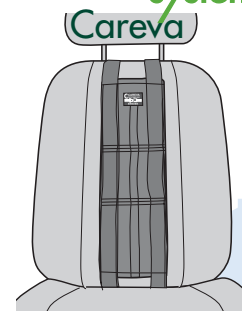


Postural belts

Careva postural belts are very helpful for people who need extra support when sitting, for example if the upper body leans to one side or the lower body slides forward in the chair. The belt system comprises a spinal belt which is fastened vertically over the back support. The shoulder harnesses, thoracic belt, pelvic belt or a combi harness are then installed in the grooves of the spinal belt.



CARE BELT®
system



Careva Spinal Belt with one or two buckles. The various Careva belts are fastened to the Spinal Belt.




Careva Shoulder Harness keeps the upper body held up.



Careva Thoracic Belt. The photograph shows a Carony manual wheelchair.



Careva Combi Harness.



Product information

Total width, with pneumatic tyres	62 cm
Total width, puncture-free wheels	60.9 cm
Length	75 cm
Length incl. footrest and anti-tipp	108 cm
Height excl. seat	38 cm
Height incl. seat	115 cm
Total weight (inc. seat and batteries)	93 kg
Weight of wheel unit incl. batteries	75 kg
Max. clearance beneath wheelchair	65 mm
Seat height, adjustable	42-55 cm

Wheels

Front wheel dimensions	200 x 50 mm
Front wheel tyre pressure	2.6 bar
Back wheel dimensions	315 x 50 mm
Back wheel tyre pressure	2.8 bar

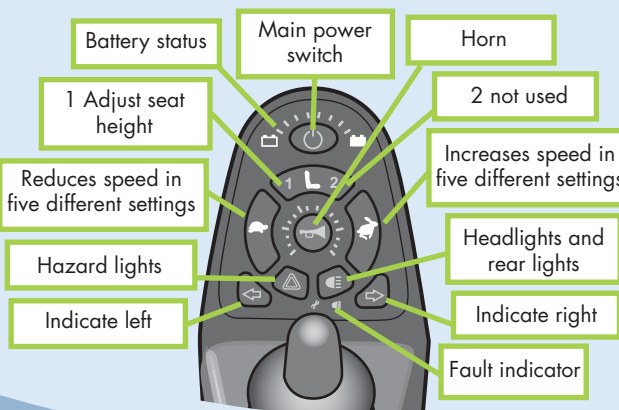
Performance

Range	25 km
Max. speed	6.5 km/h
Max. reverse speed	3 km/h
Braking distance	0.8 m
Obstacle clearance	6 cm
Turning space 180 degrees	1500 mm
Hill-climbing ability	6 degrees
Max. user weight	120 kg

Electrical system

Battery type	AGM: DJM 1245
Battery max. dimensions	220x130x80 mm
Main fuse	50 A
Lights	10 A

Manoeuvring system



The manoeuvring system is supplied by **Dynamic**, a well-known, reliable supplier of systems for power wheelchairs.

On final testing with the user the settings can be reprogrammed, such as the joystick's sensitivity to the user's commands.

For further
information
www.autoadapt.com



Autoadapt AB, Åkerivägen 7,
S-443 61 Stenkullen, Sweden
Tel: +46 (0)302 25400 Fax: +46 (0)302 25404
E mail: contact@autoadapt.se www.autoadapt.com

Autoadapt UK Ltd, Unit 4, Windsor Industrial Estate,
Rupert Street, Aston, B7 4 Birmingham, UK
Phone: 0121 3335170 Fax: 0121 3596194
E mail: contact@autoadapt.co.uk www.autoadapt.co.uk