


THE BRAUN CORPORATION®

APPLICATION GUIDE

2 0 0 5 V O L U M E 3 , I S S U E 1

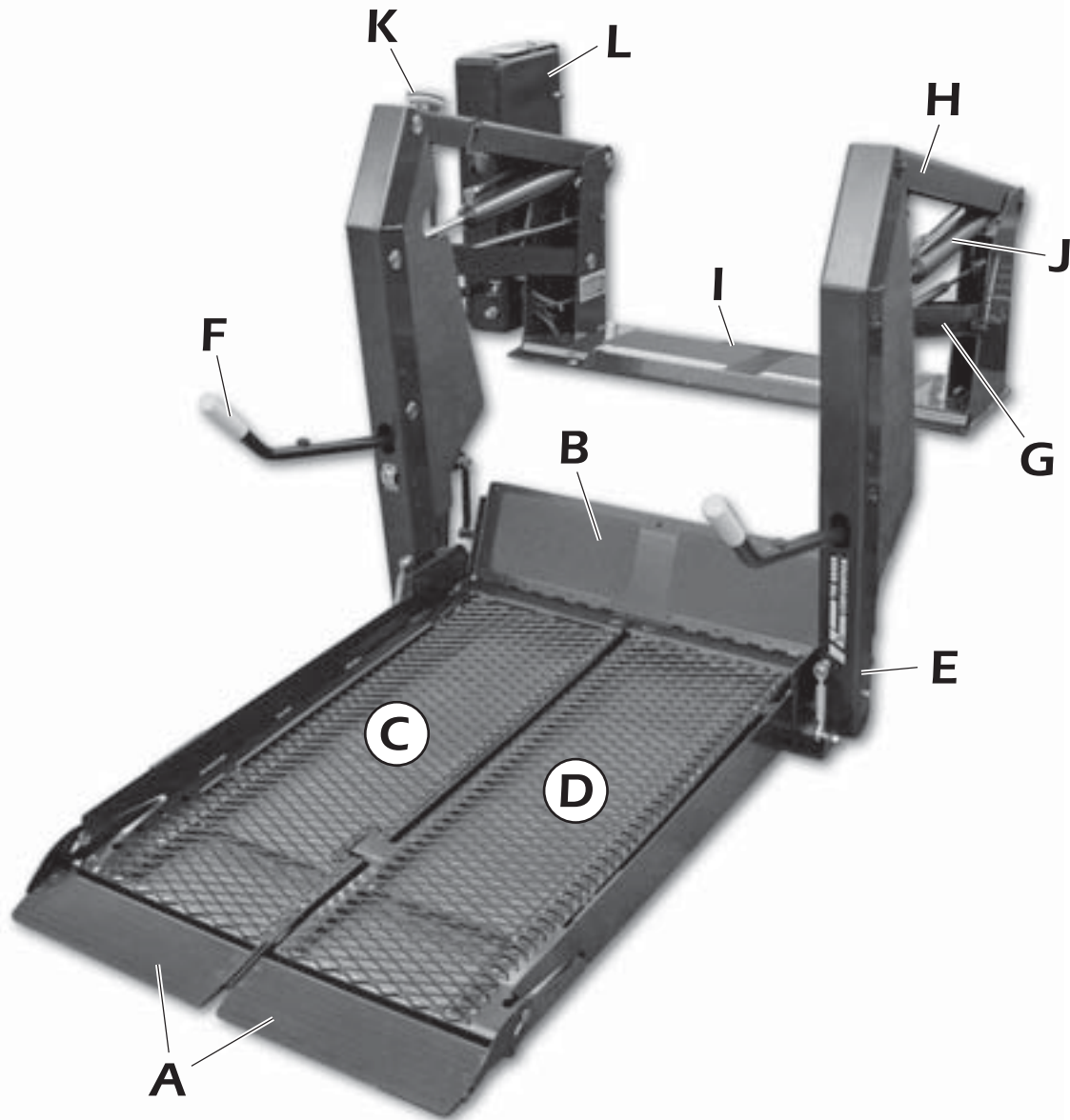


VL996 VISTA 2 SERIES

VL996 Vista 2 Series Model

VL996IB

Useable Platform:
30" x 42"
(76 cm x 107 cm)



A - Automatic Outer Barrier	G - Bottom Parallel Arms (2)
B - Inboard Barrier (IB)	H - Top Parallel Arms (2)
C - Platform - Pump Side	I - Base Plate
D - Platform - Opposite Pump Side	J - Cylinder (2)
E - Vertical Arms (2)	K - Hand-Held Control Box
F - Handrails (2)	L - Pump Module

Technical Specifications

General Function: Electrohydraulic, power up/gravity down operation

Operation: Hydraulic pump with two lifting cylinders

Control: hand-held control box

Hydraulic: Pressure Max. 2,495 psi (172 bar), Fluid is Dextron 3 (ATF), Oil reservoir is .33 gal (1.25 L)

Construction: Steel structure with powder coat finish

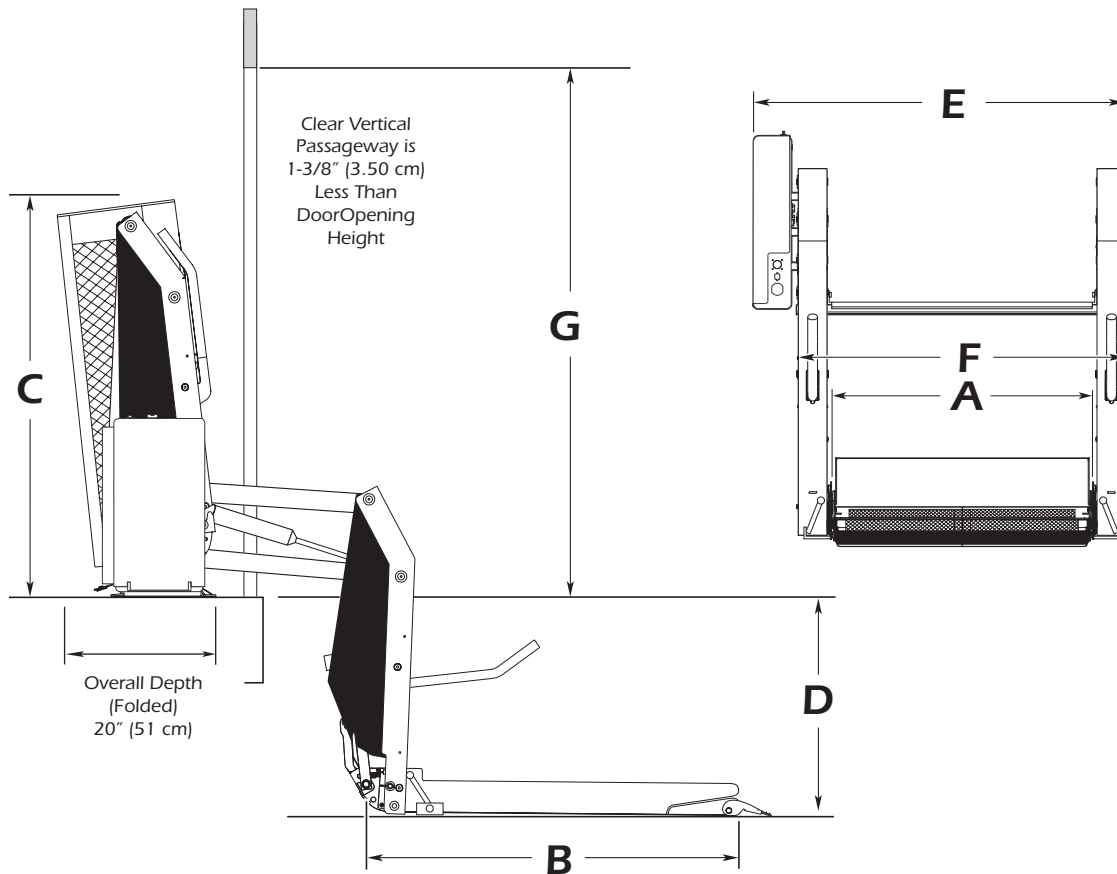
Operating Temperature: 19°F to 149°F (-7°C to 65°C)

Power Supply: 12V DC

Current Consumption: Max. 25A (12V)



Lift Dimensions



VL996 Vista 2 Series			A	B	C	D	E	F	G
Lift Model Number	Operation		Clear Platform Width	Clear Platform Length	Overall Lift Height	Max. Floor to Ground	Overall Lift Width	Min. Clear Door Opening Width	Min. Clear Door Opening Height
	User	Attdt.							
VL996IB		X	30"(76cm)	42"(107cm)	45"(114cm)	31"(79cm)	43.5"(111cm)	40"(102cm)	47"(119cm)

All dimensions are for reference only.

Lift Features



- ✓ fully automatic lift, operated by an attendant
- ✓ unique split platform automatically opens during the fold cycle, dramatically increasing the visibility and allows interior access through the lift opening
- ✓ parallel arm lift with hydraulic cylinders
- ✓ hand-held pendant control box with back-lighted switches for easy operation of the lift
- ✓ side or rear door application
- ✓ dual handrails for security and convenience
- ✓ mechanically operated outer barrier that will be in the fully up position as the platform leaves the ground
- ✓ automatic mechanical inboard barrier
- ✓ bridging feature permits the wheelchair user to board the lift from sidewalks or inclines
- ✓ integrated back-up pump
- ✓ equipped with an adjustable anti-rattle feature to avoid unpleasant noise in the vehicle during transit
- ✓ durable high-gloss powder coated finish
- ✓ pump module with removable cover offers easy access to all components
- ✓ lift power on/off switch



www.braunmobility.com

ISO 9001:2000

Headquarters:

631 West 11th Street, P.O. Box 310
Winamac, IN 46996, USA
Phone: +1 574 946 6153
Fax: +1 574 946 4670

European Office:

PB. 56 Bogerud, 0621 Oslo, NORWAY
Phone: +47 22 62 80 75
Fax: +47 22 62 80 78
E-mail: braun@brauneurope.com